

The Annual Quality Assurance Report (AQAR) of the IQAC for 2016-17

Part – A

AQAR for the year (for example 2014-15)

2016-17

I. Details of the Institution

1.1 Name of the Institution

YUVARAJA'S COLLEGE (Autonomous)

1.2 Address Line 1

University of Mysore

Address Line 2

JLB Road

City/Town

MYSORE

State

KARNATAKA

Pin Code

570005

Institution e-mail address

principal_ycm@rediffmail.com

Contact Nos.

0821-2419292

Name of the Head of the Institution:

Dr. R. Ganesha

Tel. No. with STD Code:

0821-2419292

Mobile:

9980111999

Name of the IQAC Co-ordinator:

Dr. R. Vidya

Mobile:

9448977945

IQAC e-mail address:

iqac.ycm18@gmail.com

1.3 NAAC Track ID (For ex. MHC0GN 18879)

OR

1.4 NAAC Executive Committee No. & Date:

(For Example EC/32/A&A/143 dated 3-5-2004.
This EC no. is available in the right corner- bottom
of your institution's Accreditation Certificate)

EC(SC)/11/A&A/123

1.5 Website address:

<http://www.ycm.uni-mysore.ac.in>

Web-link of the AQAR:

For ex. <http://www.ladykeanecollege.edu.in/AQAR2012-13.doc>

1.6 Accreditation Details

Sl. No.	Cycle	Grade	CGPA	Year of Accreditation	Validity Period
1	1 st Cycle	A	4 Star level	2001	5 years
2	2 nd Cycle	B	2.80	2009	5 years
3	3 rd Cycle	A	3.34	2016	5 years

1.7 Date of Establishment of IQAC :

DD/MM/YYYY

20-09-2012

1.8 Details of the previous year's AQAR submitted to NAAC after the latest Assessment and Accreditation by NAAC ((for example AQAR 2010-11 submitted to NAAC on 12-10-2011)

i. AQAR 2015-16 Submitted to NAAC on 09-12-2016

1.9 Institutional Status

University State Central Deemed Private

Affiliated College Yes No

Constituent College Yes No

Autonomous college of UGC Yes No

Regulatory Agency approved Institution Yes No

(eg. AICTE, BCI, MCI, PCI, NCI)

Type of Institution Co-education Men Women

Urban Rural Tribal

Financial Status Grant-in-aid UGC 2(f) UGC 12B

Grant-in-aid + Self Financing Totally Self-financing

1.10 Type of Faculty/Programme

Arts Science Commerce Law PEI (Phys Edu)

TEI (Edu) Engineering Health Science Management

Others (Specify)

1.11 Name of the Affiliating University (*for the Colleges*)

1.12 Special status conferred by Central/ State Government-- UGC/CSIR/DST/DBT/ICMR etc

Autonomy by State/Central Govt. / University

University with Potential for Excellence	<input type="text"/>	UGC-CPE	<input type="text" value="√"/>
DST Star Scheme	<input type="text"/>	UGC-CE	<input type="text"/>
UGC-Special Assistance Programme	<input type="text"/>	DST-FIST	<input type="text"/>
UGC-Innovative PG programmes	<input type="text"/>	Any other (<i>Specify</i>)	<input type="text"/>
UGC-COP Programmes	<input type="text"/>		

2. IQAC Composition and Activities

2.1 No. of Teachers	<input type="text" value="11"/>	
2.2 No. of Administrative/Technical staff	<input type="text" value="2"/>	
2.3 No. of students	<input type="text" value="1"/>	
2.4 No. of Management representatives	<input type="text" value="2"/>	
2.5 No. of Alumni	<input type="text" value="3"/>	
2.6 No. of any other stakeholder and community representatives	<input type="text" value="--"/>	
2.7 No. of Employers/ Industrialists	<input type="text" value="1"/>	
2.8 No. of other External Experts	<input type="text" value="1"/>	
2.9 Total No. of members	<input type="text" value="21"/>	
2.10 No. of IQAC meetings held	<input type="text" value="2"/>	
2.11 No. of meetings with various stakeholders:	No. <input type="text"/>	Faculty <input type="text"/>
Non-Teaching Staff	<input type="text"/>	Students <input type="text"/>
Alumni	<input type="text"/>	Others <input type="text"/>

2.12 Has IQAC received any funding from UGC during the year? Yes No

If yes, mention the amount

2.13 Seminars and Conferences (only quality related)

(i) No. of Seminars/Conferences/ Workshops/Symposia organized by the IQAC

Total Nos. International National State Institution Level

2.14 Significant Activities and contributions made by IQAC

1. Organising orientation programme for UG and PG students separately at the beginning of the year.
2. Conducting workshops/seminars/special lectures etc.
3. Periodical discussions with faculty to collate the data pertaining to various activities of the departments and encouraging them to involve in quality teaching and research activities
4. Involving in preparing reports highlighting the activities of the college
5. Prepared implementation of CBCS scheme at the undergraduate level
6. Sensitizing students to ecological and environmental issues
7. Completed All India Survey on Higher Education required by Ministry of Human Resource Development Department of Higher Education, New Delhi

2.15 Plan of Action by IQAC/Outcome

The plan of action chalked out by the IQAC in the beginning of the year towards quality enhancement and the outcome achieved by the end of the year *

Plan of Action	Achievements
Short time training programmes	Teaching staff are encouraged to take up short term training programmes of one week. Six teachers were benefited by this.
Enhancing research activities	Teaching staff are encouraged to take up research activities, publish papers in peer reviewed journals and participate in national and international conferences/seminars/workshops etc. About 20 teaching staff were benefitted by it.
Organising orientation programme for UG and PG students separately at the beginning of the year	Orientation programme conducted for UG and PG students separately at the beginning of the year
Conducting workshops/Seminars	<ul style="list-style-type: none"> • Organised workshop for MBA students on 22-04-2016 on the topic Motivation. • National workshop on Computational Physics organised on 9th and 10th Feb 2017 • Organised a workshop on 24th and 25th March 2017 as part of Industry Academia Interaction • Two day National Conference on “Food Based Approaches for Translational Nutrition” from April 12th – 13th 2017 at Shri Nalvadi Krishnaraja Wodeyar Hall, Manasagangothri, Mysuru in association with Nutrition Society of India (NSI), Mysore Chapter, Mysuru.

Celebration of Graduation Day	The College celebrated Graduation Day on 07-01-2017. Prof. V. NAGARAJA, Ph.D.(IISc), FNA, FTWAS, President, Jawaharlal Nehru Centre for Advanced Scientific Research, was the Chief Guest.
Help in conducting Seminars/ Conferences	The college has organized one day symposium on “Climate is changing: Food and Agriculture Must Too” in view of World Food Day, on 16 th October 2016.
CBCS Syllabus	Prepared CBCS scheme at the undergraduate level and implemented it from the academic year 2016-17
Encouraging summer projects	Students were selected for All India level summer programme offered by premier institutions for a period of 2-3 months with summer fellowship of 10000/- per month. Students participated in the following institutions: All India Institute of Medical Sciences, New Delhi, National Brain Research Centre, Maneshwar, Texas A& M University, Texas, USA, KIIT University, Bhubaneshwar, Centre of Biomedical Research, Lucknow and Jawaharlal Nehru advanced Research Centre, Bangalore . Integrated M.Sc. in Molecular Biology students attended training programme for one to three months in the following institutes: Regional Cancer Centre, Trivandrum, Jawaharlal Nehru Institute of Advanced Studies (JNIAS), Secunderabad, Biotechnika- Bangalore, The Biology Olympiad Lab, Homi Bhabha Centre for Science Education-Bombay
Green Audit committee	Every year on 2 nd October cleanliness drive is arranged around the campus by cleaning the campus and organizing special lectures by eminent scholars.

** Attach the Academic Calendar of the year as Annexure.*

2.15 Whether the AQAR was placed in statutory body Yes No

Management Syndicate Any other body

Provide the details of the action taken

The AQAR 2016-17 has been placed before the College Council and the College Council recommended the same for sending to NAAC.

Part – B

Criterion – I

I. Curricular Aspects

1.1 Details about Academic Programmes

Level of the Programme	Number of existing Programmes	Number of programmes added during the year	Number of self-financing programmes	Number of value added / Career Oriented programmes
PhD	16	-	-	-
PG	8	-	0	0
UG	3	0	0	0
PG Diploma	-	-	-	-
Advanced Diploma	-	-	-	-
Diploma	-	-	-	-
Certificate	-	-	-	-
Others	-	-	-	-
Total	11	0	0	0
Interdisciplinary 5-Year Integrated M.Sc. in Molecular Biology	1	-	-	-
Innovative	-	-	-	-

1.2 (i) Flexibility of the Curriculum: CBCS/Core/Elective option / Open options

(ii) Pattern of programmes:

Pattern	Number of programmes
Semester	12
Trimester	-
Annual	-

1.3 Feedback from stakeholders* Alumni Parents Employers Students
(On all aspects)

Mode of feedback : Online Manual Co-operating schools (for PEI)

**Please provide an analysis of the feedback in the Annexure*

1.4 Whether there is any revision/update of regulation or syllabi, if yes, mention their salient aspects.

Syllabus revised once in three years in all the departments taking feedback from the students faculty, subjects expert from various fields and also taking suggestions from experts from industry and multi-national companies. CBSE Syllabi for UG courses prepared and approved in the academic council and implemented during the academic year 2016-17.

1.5 Any new Department/Centre introduced during the year. If yes, give details.

No

Criterion – II

2. Teaching, Learning and Evaluation

2.1 Total No. of permanent faculty	Total	Asst. Professors	Associate Professors	Professors	Others
	64	35	29	-	-

2.2 No. of permanent faculty with Ph.D. 53

2.3 No. of Faculty Positions Recruited (R) and Vacant (V) during the year	Asst. Professors		Associate Professors		Professors		Others		Total	
	R	V	R	V	R	V	R	V	R	V
		79		0		0	0	0		79

2.4 No. of Guest faculty and Temporary faculty 125

No. of Visiting Faculty 21

2.5 Faculty participation in conferences and symposia:

No. of Faculty	International level	National level	State level
Attended	15	16	03
Presented	13	15	03
Resource Persons	0	05	02

2.6 Innovative processes adopted by the institution in Teaching and Learning:

- Power-point presentations and multimedia (ICT enabled teaching)
- Chalk-and-talk method of teaching
- Experimental demonstrations
- Field trips and industrial visit
- Interactive learning through questions and discussions.
- Common IA test
- Classroom seminars
- Quiz and group discussions
- Discussion classes conducted on every Saturday to help the students to write the summer research projects, and to train the students to write the Common entrance examinations like JAM, JEST, KSET, NET, GATE, KVPY, CET for PG courses etc.

2.7 Total No. of actual teaching days during this academic year

192

2.8 Examination/ Evaluation Reforms initiated by the Institution for

- * For UG courses photocopy of the answer scripts are made available.
- * For PG courses Bar coding, Double valuation, Photocopy
- * Evaluation is based on continuous assessment (internal) and the end semester examinations (internal and external).
- * Different methods of assessing the student are IA tests, assignments, quiz, projects and seminars etc.

2.9 No. of faculty members involved in curriculum restructuring/revision/syllabus development as member of Board of Study/Faculty/Curriculum Development workshop:

All the Faculty members are involved in curriculum restructuring and syllabus revision and they incorporate the current trends into the syllabus. BOS will meet at least once in a year and discussion and decision on syllabus revision is taken up to suit the current demand.

2.10 Average percentage of attendance of students

82%

2.11 Course/Programme wise distribution of pass percentage:

Title of the Programme	Total no. of students appeared	Division				
		Distinction	I	II	III	Pass %
B.Sc.,	557	89	215	115	22	80.22
BBA	21	01	09	03	02	71.43
BCA	45	17	19	05	01	100
M.Sc. Chemistry	36	01	24	-	-	72.22
MA in English	22	20	02	-	-	100
M.Sc in Botany	20	10	10	-	-	100
M.Sc. in Physics	32	04	17	-	-	90.63
M.Sc. in Mathematics	33	10	22	-	-	96.97
MBA	41	15	21	-	-	92.68
5-Year Integrated M.Sc. in Molecular Biology	08	06	02	-	-	100

2.12 How does IQAC Contribute/Monitor/Evaluate the Teaching & Learning processes :

1. IQAC organizes seminar, workshops and other programmes on a regular basis.
2. Receives feedback from the stakeholders
3. Scrutinizes the overall performance of the students and their progression to higher education and recruitment through placement cell
4. The Academic schedule, Attendance and Examination Rules are provided to the students in the Student hand book at the beginning of the academic year to facilitate relevant information for effective teaching and learning.
5. Restructuring the syllabi periodically (once in 3 years for graduate and once in 2 years for post-graduate courses)
6. Getting Feedback from students, stakeholders and parents related to teaching-learning process.
7. Encouraging faculty to participate in International and National Seminars/Conferences/Workshops etc, to submit research articles and undertake projects, organize National/International Conferences to adopt progressive evaluation strategies.

2.13 Initiatives undertaken towards faculty development

<i>Faculty / Staff Development Programmes</i>	<i>Number of faculty benefitted</i>
Refresher courses	
UGC – Faculty Improvement Programme	-
HRD programmes	
Orientation programmes	
Faculty exchange programme	
Staff training conducted by the university	
Staff training conducted by other institutions	
Summer / Winter schools, Workshops, etc.	06
Others	-

2.14 Details of Administrative and Technical staff

Category	Number of Permanent Employees	Number of Vacant Positions	Number of permanent positions filled during the Year	Number of positions filled temporarily
Administrative Staff	56	-	-	60
Technical Staff	-	-	-	09

Criterion – III

3. Research, Consultancy and Extension

3.1 Initiatives of the IQAC in Sensitizing/Promoting Research Climate in the institution

- The College focuses on Research and provides forum for knowledge sharing sessions and projects are devised to initiate quality assessment standards.
- The College encourages the faculty to invite eminent speakers to visit and interact with teachers and students.
- The College ensures that all necessary facilities are extended to faculty to take up research work.
- The College gives full freedom to the Principal Investigators to choose Project Assistants, Field Workers based on the norms of the funding agencies.
- The college has provided opportunity for the faculty members and students to attend research, oriented workshops, seminars nationally and internationally

3.2 Details regarding major projects

	Completed	Ongoing	Sanctioned	Submitted
Number	03	01	-	-
Outlay in Rs. Lakhs	Rs.40,00,000/-	Rs.4,72,222/-		

3.3 Details regarding minor projects

	Completed	Ongoing	Sanctioned	Submitted
Number	01			
Outlay in Rs. Lakhs	Rs.1,00,000/-			

3.4 Details on research publications

	International	National	Others
Peer Review Journals	89	40	0
Non-Peer Review Journals	0	0	0
e-Journals	0	0	0
Conference proceedings	3	0	0

3.5 Details on Impact factor of publications:

Range Average h-index Nos. in SCOPUS

3.6 Research funds sanctioned and received from various funding agencies, industry and other organisations

Nature of the Project	Duration Year	Name of the funding Agency	Total grant sanctioned	Received
Major projects	2016-17	UGC	4,72,222/-	4,53,411/-
Minor Projects				
Interdisciplinary Projects				
Industry sponsored				
Projects sponsored by the University/ College				
Students research projects <i>(other than compulsory by the University)</i>				
Any other(Specify)				
Total			4,72,222/-	4,53,411/-

3.7 No. of books published i) With ISBN No. Chapters in Edited Books

ii) Without ISBN No.

3.8 No. of University Departments receiving funds from

UGC-SAP CAS DST-FIST
DPE DBT Scheme/funds

3.9 For colleges
Autonomy CPE DBT Star Scheme
INSPIRE CE Any Other (specify)

3.10 Revenue generated through consultancy

3.11 No. of conferences organized by the Institution	Level	International	National	State	University	College
	Number	0	1	0	0	0
	Sponsoring agencies		UGC			

3.12 No. of faculty served as experts, chairpersons or resource persons

3.13 No. of collaborations International National Any other

3.14 No. of linkages created during this year

3.15 Total budget for research for current year in lakhs :

From funding agency From Management of University/College

Total

3.16 No. of patents received this year

Type of Patent		Number
National	Applied	0
	Granted	0
International	Applied	0
	Granted	0
Commercialised	Applied	0
	Granted	0

3.17 No. of research awards/ recognitions received by faculty and research fellows
Of the institute in the year

Total	International	National	State	University	Dist	College
		1				

3.18 No. of faculty from the Institution
who are Ph. D. Guides
and students registered under them

3.19 No. of Ph.D. awarded by faculty from the Institution

3.20 No. of Research scholars receiving the Fellowships (Newly enrolled + existing ones)

JRF SRF Project Fellows Any other

3.21 No. of students Participated in NSS events:

University level State level

National level International level

3.22 No. of students participated in NCC events:

University level	<input type="text" value="50"/>	State level	<input type="text" value="08"/>
National level	<input type="text" value="08"/>	International level	<input type="text" value="00"/>

3.23 No. of Awards won in NSS:

University level	<input type="text" value="05"/>	State level	<input type="text"/>
National level	<input type="text"/>	International level	<input type="text"/>

3.24 No. of Awards won in NCC:

University level	<input type="text" value="00"/>	State level	<input type="text" value="00"/>
National level	<input type="text" value="08"/>	International level	<input type="text" value="00"/>

3.25 No. of Extension activities organized

University forum	<input type="text"/>	College forum	<input type="text"/>
NCC	<input type="text" value="01"/>	NSS	<input type="text" value="08"/>
		Any other	<input type="text"/>

3.26 Major Activities during the year in the sphere of extension activities and Institutional Social Responsibility

- Initiated programmes in rural areas specifically in Nagarthalli village in Mysore Taluk where the college has an extension project
- Department of Management formed Management Association with a strong Motto to organize special lectures, workshops, special English coaching and remedial classes for students.
- Students of the Department of Food Science and Nutrition visited “The Little Sister of the Poor Home”, Gandhinagar, Mysore to study and improve the food habits and Nutrition status of elderly people residing there.
- Students of Department of Food Science and Nutrition visited the dietary unit of Vikram Hospital, Mysore to study and improve the food habits of the different patients at the hospital.
- Public lecture and awareness programme for people from Doddahundi Village on “Balanced diet for better health” was organized.

Criterion – IV

4. Infrastructure and Learning Resources

4.1 Details of increase in infrastructure facilities:

Facilities	Existing	Newly created	Source of Fund	Total
Campus area	418482 Sq. ft.	0	0	
Class rooms	32	0	0	32
Laboratories	32	0	0	32
Seminar Halls	1	0	0	1

No. of important equipments purchased (\geq 1-0 lakh) during the current year.			PSFS/UGC	
Value of the equipment purchased during the year (Rs. in Lakhs)		749,741	PSFS/UGC	749,741
Others	0	0	0	0

4.2 Computerization of administration and library

Internet facility is enhanced and extended during the year to cover office, examination section and staff rooms

4.3 Library services:

	Existing		Newly added		Total	
	No.	Value	No.	Value	No.	Value
Text Books	1,94,869		1,129	2,74,795/-	1,95,998	
Reference Books						
e-Books	71				71	
Journals	24 monthly 288 yearly				24 monthly 288 yearly	
e-Journals						
Digital Database	DIRC					
CD & Video	290 CD's		4 CD's		294 CD's	
Others (specify)						

4.4 Technology up gradation (overall)

	Total Computers	Computer Labs	Internet	Browsing Centres	Computer Centres	Office	Departments	Others
Existing	194	02		01		11	194	
Added	-	-	-	-	-	-	-	-
Total	194	02		01		11	194	

4.5 Computer, Internet access, training to teachers and students and any other programme for technology upgradation (Networking, e-Governance etc.)

- Internet access is provided to the office and all the departments.
- Wi-Fi facility in the college campus is provided to the staff, students and research scholars.
- ICT enabled teaching-learning method is adopted.
- 10 days Computer training Programme from 13-02-2017 to 23-03-2017 arranged for SC/St students in CIST
- One day workshop on "Next Gen" arranged in association with V-LEAD
- One week workshop from 26 Jan 2017 to 31 Jan 2017 conducted for students in association with V-LEAD, Mysore

4.6 Amount spent on maintenance in lakhs :

i) ICT

-

ii) Campus Infrastructure and facilities

-

iii) Equipments

749,741/-

iv) Others

Total :

749,741/-

Criterion – V

5. Student Support and Progression

5.1 Contribution of IQAC in enhancing awareness about Student Support Services

- Hygienic cafeteria
- Each floor has aqua guard drinking water facility
- Environmental awareness programme
- Orientation programme for fresher's both at the UG and PG level
- Discussion classes on every Saturdays to help to write the summer research projects, train the students to write the Common entrance examinations like- JAM, JEST, KSET, NET, GATE, KVPY, CET for PG courses etc.
- On the direction of IQAC and as a part of curriculum, some department organises field tour for students for three to 10 days depending upon the study to introduce field aspects and to interact with the industries.

5.2 Efforts made by the institution for tracking the progression

Personal counselling in both academic and non-academic matters is made available to the students through mentoring which is provided in the college at various stages. The faculty identifies the advanced learners on the basis of classrooms interaction.

5.3 (a) Total Number of students

UG	PG	Ph. D.	Others
2302	472	48	-

(b) No. of students outside the state

06

(c) No. of international students

02

Men	No	%
	02	

Women	No	%
	0	

	Last Year 2015-16						This Year					
	GM	SC	ST	OBC	Physically Challenged	Total	General	SC	ST	OBC	Physically Challenged	Total
UG	521	519	128	1013	0	2181	445	511	147	1199		2302
PG	26	40	16	123	0	205	31	55	26	176		288

Demand ratio 5:1 Dropout %: 01

5.4 Details of student support mechanism for coaching for competitive examinations (If any)

Students who are interested and willing to appear in various competitive examinations are helped by the faculty in matters of study materials and counselling for the right strategies. Students have access to library to refer to books related to entrance tests. Students can also appear for online examinations using internet facilities at the College. For this discussion classes are arranged on every Saturday. Teachers help the students to write the summer research projects, train the students to write National level Common entrance examinations .

No. of students beneficiaries

NA

5.5 No. of students qualified in these examinations : Data is Not Available as the students do not report after completion of their course.

NET		SET/SLET		GATE		CAT	
IAS/IPS etc		State PSC		UPSC		Others	

5.6 Details of student counselling and career guidance

The Career Advancement and Placement Cell of the college coordinates the placement activities and also acts as a liaison between the companies, Organizations and the students. The cell takes care of the correspondence with the prospective employers, arranging personal campus interviews in collaboration with the other local colleges and University of Mysore.

- Workshops and personality development programmes are conducted for preparing the students for campus placement and competitive examinations.
- Aptitude training for PG students are conducted for preparing the students for campus placement.
- Communication Skill development programme are arranged for B.Sc/BCA students in association with CPDPS, University of Mysore.
- One day workshop on Interview skills arranged for Degree students.
- English communication classes are arranged on regular basis
- Workshop on Aptitude and Reasoning is arranged for Degree students

No. of students benefitted

150

5.7 Details of campus placement

<i>Off Campus</i>		
Number of Organizations Visited	Number of Students Participated	Number of Students Placed
08	450	48

5.8 Details of gender sensitization programmes

The college has a Women empowerment Committee. It sensitizes the students to develop a healthy relationship with the opposite gender. The Committee creates awareness of the socio-cultural, political and biological complexities of the other gender.

5.9 Students Activities

5.9.1 No. of students participated in Sports, Games and other events

State/ University level	290	National level	06	International level	-
No. of students participated in cultural events					
State/ University level	50	National level	20	International level	-

5.9.2 No. of medals /awards won by students in Sports, Games and other events

Sports : State/ University level National level International level

Cultural: State/ University level National level International level

5.10 Scholarships and Financial Support

	Number of students	Amount
Financial support from institution	6 students represented University 29 Medalist in inter collegiate competitions	Rs.2500/- per student Rs.300/- worth of track suit per student
Financial support from government	1864	13839439
Financial support from other sources	-	-
Number of students who received International/ National recognitions		

5.11 Student organised / initiatives

Fairs : State/ University level National level International level

Exhibition: State/ University level National level International level

5.12 No. of social initiatives undertaken by the students

5.13 Major grievances of students (if any) redressed: NIL

Criterion – VI

6. Governance, Leadership and Management

6.1 State the Vision and Mission of the institution

Vision

- To prosper as a distinguished premier institution of higher education
- To thrive as a centre of intellectual activities
- To create a sustainable environment that promotes innovative and best practices in teaching and research

Mission

- To provide meaningful educational environment, opportunities and experiences that enable students to grow and prosper in their future life and career
- To sensitize learners towards inclusive social concerns, human rights and essential human values.

6.2 Does the Institution has a management Information System

Yes.

6.3 Quality improvement strategies adopted by the institution for each of the following:

6.3.1 Curriculum Development

The College is offering research oriented, inter-disciplinary; value-based innovative programmes at graduate and post-graduate levels. The curriculum designed facilities the students to pursue higher education, acquire skills for employability and become entrepreneurs. The syllabus is reviewed and revised every three/two years. The college follow the guidelines for curriculum development and restructuring set down by the UGC and the parent university. The college has prioritized research and various areas are explored by faculty.

The College is pursuing the policy of student-centric approach in teaching. Traditional chalk and talk method is mixed up judiciously with latest developments in Science and Technology for effective teaching. Teachers are encouraged to participate in faculty development programmes.

6.3.3 Examination and Evaluation

The evaluation process adopted by the college is quick and transparent and consists of continuous assessment and end semester examination. Provision is made for photocopy, revaluation and retotalling and exam related grievances are redressed suitably.

6.3.4 Research and Development

The College promotes ethical and evidence based research and helps in smooth implementation and completion of research projects.

Faculties are encouraged to apply for Minor and Major research projects.

6.3.5 Library, ICT and physical infrastructure / instrumentation

The Library has a well-organized and labelled collection with facilities such as reference section, periodical section, text book section, book bank section. Separate reading rooms and circulation counters are provided for students and staff. The College has a well-managed local area network [LAN], structured cabling and broadband with 1 Gbps connectivity. The college has 9 e-classrooms with equipped modern ICT tools. A Language lab with 20 computers + 1 Server computer installed clarity English software to train the students in communication skills. The college has 23 classrooms, 32 laboratories, 3 Museums with rare specimens, gymnasium etc. The Health Centre in the campus is well-equipped and provides necessary medical aid to the staff and students. CCTV surveillance is provided and the laboratories are updated.

6.3.6 Human Resource Management

Study leave is sanctioned for faculty who are pursuing Ph.D degree. 2 hours teaching workload has been reduced for the faculty who are guiding Ph.D students.

Teachers are provided leave facility and financial support to undertake research related work.

6.3.7 Faculty and Staff recruitment

Yuvaraja's college is a constituent college of University of Mysore. The faculty and staff are recruited through Board of Appointments constituted by the University of Mysore as per the statutes and act of the University and as per the UGC norms. As per the University Act 2000, Section 53(A), there will be a Board of Appointment (BOA) for the selection to the posts. Every post to be filled by selection shall be duly and widely advertised with minimum qualifications required, the emoluments and number of vacancies to be filled.

At the beginning of each academic year Guest Faculty are appointed by University of Mysore depending upon the workload

6.3.8 Industry Interaction / Collaboration

The college takes constructive efforts for collaboration with various agencies for academic, extension, research, placement activities. Collaboration helps the Departments to organize seminars, exhibitions, internships, placement and various extension activities.

6.3.9 Admission of Students

Total amount of applications received is 3692, out of which 974 students were admitted to UG Courses, and a total of 267 students were admitted to PG Courses. PG admissions are made through University of Mysore on merit.

Transparent admission process as per the rules and regulations of the University of Mysore and Karnataka Government act.

Consolidated list of applicants and their respective merits published are on the college website.

6.4 Welfare schemes for

Teaching	Teaching and non-teaching staff service conditions are governed by KCSR and hence they are benefitted by the welfare schemes like pension scheme, Provident fund scheme, Group Insurance Scheme, Employees Welfare Fund, Mysore University Employees Credit Cooperative Society, Mysore University Employees Housing Cooperative Society, Vehicle/Computer Loan facility, Festival advance and Medical reimbursement
Non teaching	
Students	The students welfare programmes are looked after by the Directorate of Students Welfare. Some important programmes are <ol style="list-style-type: none">1. Encouraging students to participate in various co-curricular activities2. Attending to the grievances of students3. Maintaining hostels4. Conducting programmes for National Integration5. Scholarship, Hostel, Health-care are provided

6.5 Total corpus fund generated:

6.6 Whether annual financial audit has been done Yes No

6.7 Whether Academic and Administrative Audit (AAA) has been done? - No

Audit Type	External		Internal	
	Yes/No	Agency	Yes/No	Authority
Academic	No		No	
Administrative	No		No	

6.8 Does the University/ Autonomous College declares results within 30 days?

For UG Programmes Yes No

For PG Programmes Yes No

6.9 What efforts are made by the University/ Autonomous College for Examination Reforms?

The examination process is being automated, with computerization of the whole process. Modern system of evaluation such as semester system and Choice Based Credit Semester Systems have been adopted for UG and PG courses respectively.

6.10 What efforts are made by the University to promote autonomy in the affiliated/constituent colleges?

Complete academic and administrative autonomy is given to the college by the Parent University. The college has designed courses and curriculum independent of the Parent University.
Administrative autonomy is provided: An independent Academic Council has been constituted as per the UGC guidelines and this council is the regulatory authority for all academic matters.
The Governing Body in consultation with the Parent University looks after all administrative matters through formulation of appropriate rules and regulations.

6.11 Activities and support from the Alumni Association

The Alumni Association of the college is one of the oldest alumni associations of the city. Many of the college alumni are actively associated in promotional programmes for the welfare of the college. Major activities of Alumni Associations towards the development of the college are sponsoring special lectures, mid-day meals for needy students, best student awards for meritorious students, monetary support for the construction of platinum jubilee hall etc.

6.12 Activities and support from the Parent – Teacher Association

The college does not have an established Parent-Teacher Association. However, there are activities organized by the college (like Graduation Day, Talent search programme, Yureka Science Fest etc.) wherein parents are encouraged to attend. Departments organize meetings with parents whose children need further support and counselling services to enhance performance.

6.13 Development programmes for support staff

Office automation and E-Governance programme

6.14 Initiatives taken by the institution to make the campus eco-friendly

- In addition to the few previously installed solar lights, all the electrical street lights are replaced with solar lights.
- College wastes collected are segregated into degradable and non-degradable waste. Non-degradable waste is sent to City Corporation waste site for recycling.
- Biodegradable waste items were collected and sent to composting unit located in Manasagangotri, University of Mysore.

Criterion – VII

7. Innovations and Best Practices

7.1 Innovations introduced during this academic year which have created a positive impact on the functioning of the institution. Give details.

- Release of Yuvachintana the yearly magazine
- Personality development programmes for students organized by the placement cell
- Talent Search programme in the college with more than 25 competitions
- Plagiarism check for doctoral thesis
- Faculty members provide financial assistance to needy students
- Conducting Yureka Science fest

7.2 Provide the Action Taken Report (ATR) based on the plan of action decided upon at the beginning of the year

- Periodical discussions with faculty to collate the data pertaining to various activities of the departments and encouraging them to involve in quality teaching and research activities
- Helping in conducting orientation programme at the beginning of the year
- Involving in preparing reports highlighting the activities of the college
- Creating awareness about Choice Based Credit System (CBCS)
- Obtaining feedback related to teaching-learning process
- Organizing seminars/workshops in the college

7.3 Give two Best Practices of the institution (*please see the format in the NAAC Self-study Manuals*)

1. **Earn while you learn** scheme to provide financial assistance to needy students
2. Value education through discussion classes through weekly interactions

**Provide the details in annexure (annexure need to be numbered as i, ii,iii)*

7.4 Contribution to environmental awareness / protection

Environment and biodiversity conservation related days are being celebrated in the college during which students are encouraged to participate in planting saplings and maintaining them.

7.5 Whether environmental audit was conducted? Yes No

7.6 Any other relevant information the institution wishes to add. (For example SWOT Analysis)

Strengths:

- S₁ – Access to a large rural population
- S₂ – Strong team of experienced teachers and administrators
- S₃ – More than 80% of the faculty are with Ph.D and are involved in research and are undertaking project work funded by UGC, DST, VGST, ICMR etc.. h-index ranges from 0-13 and impact factor 0 – 5.016
- S₄ – Adapting Choice Based Credit System in post graduate and undergraduate courses

Weakness:

- W₁ – High dependency on temporary and visiting faculty
- W₂ – Absence of a fully dedicated research centre
- W₃ – The Heritage building needs maintenance
- W₄ – Potential of Alumni is not tapped properly

Opportunities

- O₁ – Establishing fully dedicated research centre to promote research activities
- O₂ – Potential to develop as centre of advanced study in Management and Applied Sciences
- O₃ – Enhancing interactions with industry
- O₄ – Accessibility and MOU's with industries


Threats:

- T₁ – High input of low calibre students
- T₂ – Financial constraint for faster development
- T₃ – Recruiting quality faculty (Delay in recruitment of teaching faculty by the University)
- T₄ – Inadequate facility and expertise to cope with advanced technological changes


8. Plans of institution for next year

- Strengthening Alumni Association for betterment of the college
- Conducting gender sensitization programmes
- To organize workshops, conferences and seminars

Name : Dr. R. Vishya
 Coordinator IQAC
 Associate Professor & HOD
 Department of Statistics
 Yuvaraja's College (Autonomous)
 Mysuru – 570 005


 Signature of the Coordinator, IQAC
 Yuvaraja's College (Autonomous)
 MYSORE 570 005

Name: Dr. R. Rasthale
 Principal
 Yuvaraja's College (Autonomous)
 Mysuru – 570 005


 Signature of the Chairperson, IQAC
 Principal
 Yuvaraja's College (Autonomous)
 University of Mysore
 Mysuru 570 005

Abbreviations:

CAS	-	Career Advanced Scheme
CAT	-	Common Admission Test
CBCS	-	Choice Based Credit System
CE	-	Centre for Excellence
COP	-	Career Oriented Programme
CPE	-	College with Potential for Excellence
DPE	-	Department with Potential for Excellence
GATE	-	Graduate Aptitude Test
NET	-	National Eligibility Test
PEI	-	Physical Education Institution
SAP	-	Special Assistance Programme
SF	-	Self Financing
SLET	-	State Level Eligibility Test
TEI	-	Teacher Education Institution
UPE	-	University with Potential Excellence
UPSC	-	Union Public Service Commission

Academic calendar

UNDER GRADUATE COURSES

ACADEMIC CALENDER FOR UNDER GRADUATE AND OTHER DIPLOMA/ CERTIFICATE COURSES (BOTH SEMESTER/NON-SEMESTER) FOR THE ACADEMIC YEAR 2016-17.

SL. NO	Particulars	Date for 2016-17
01	Re-opening of college for the academic year 2016-17 (Teaching Faculty should assist the admission process)	10-06-2016
02	Commencement of all odd semester classes(I, III V semester/I,II,III year)	15-06-2016
03	Last date for admission for 1 st semester	20-06-2016
04	Last date for admission with penal fee	25-06-2016
05	Last working day of the odd semester Programmes	15-10-2016
06	Mid Term vacation(Including conducting of examination and valuation work of add semester).	16-10-2016 To 30-11-2016
07	Commencement of odd semester examinations	20-10-2016
08	Commencement of all even semester classes(II, IV and VI semester/I,II, and III year)	01-12-2017
09	Last working day of even semester programmes	31-03-2017
10	Summer-vacation (including conducting of examination and valuation work of even semester)	01-04-2017 to 30-05-2017
11	Commencement of even semester examinations	10-03-2017
12	Re-opening of Department/ college foe the Academic year 2017-18	10-06-2017

NOTE :

1. If a particular day is declared as a holidays, then the Corresponding event will come into effect on the next working day.
2. Notification regarding calendar of events relating to the conduct of examination will be issued by the registrar (evaluation), from time to time.

POST GRADUATES COURSES

ACADEMIC CALENDER FOR POST GRADUATE DEGREE/DIPLOMA/CERTIFICATE COURSES(BOTH SEMESTER/NON-SEMESTER) FOR THE YAER 2016-17 INCULDING LLM/BP,ED PROGRAMMES (EXCULDING LLB/MBA/MCM AND M.sc YEARS INTEGRATED COURSES).

SL.NO	Particulars	Dates for 2016-17
01	Re-opening of P.G Departments in the university / P.G Departments in the Colleges	15-07-2016
02	Commencement of III semester Classes	18-07-2016
03	Last date for payment of fee admission for III semester with fine	20-07-2016 To 25-07-2016
05	Commencement of I semester classes	10-08-2016
06	Last date for admission for I semester	20-08-2016
07	End of 1 st & 3 rd semester classes in the P.G. Departments in the University /P.G .Departments in the colleges.	10-12-2016
08	Mid Term Vacation for I & III Semester Students (Including conduct of examination and valuation work to be completed)	11-12-2016 To 10-01-2017
09	Commencements of exam for both I& III semester Students	17-12-2017
10	Commencements of even semester classes II & IV.	15-01-2017
11	Closure of Even semester II & IV	15-05-2017
12	Summer vacation (including conduct of examination and valuation work to be completed).	16-05-2017 To 15-07-2017
13	Commencement of examination for Even semester	22-05-2017
14	Re-opening of P.G Departments in the University & P.G. Departments in the College for the Academic year 2017-18	15-07-2017

NOTE:

1. If a particular day is declared as a holiday. Then the Corresponding event will come into effect on the next working day
2. Notification regarding calendar of events relating to the conduct of Examination will be issued by the Registrar (Evaluation), from time to time.

**ANNEXURE 3:
HIGHLIGHTS OF STUDENTS FEEDBACK ANALYSIS – 2016-17**

The rating of the college against 10 parameters (mentioned below) is 77.08%
Questionnaire and ratings have been provided below.

Sl. No.	Question	%
1	Encourage students to question and interact in the classes	75.95
2	Clarifies doubts /questions raised by the students in the classes	75.71
3	Complete the prescribed syllabus as per the time table in the course term	77.33
4	Provide the summary at the end of the class/lecture	73.60
5	Treats all the students equally / without prejudice	81.30
6	Regularity in taking classes	81.03
7	Communication / presentation skill of the teacher	77.29
8	The teacher plans every lesson meticulously and deliver the same	77.44
9	Illustrations and examples quoted by the teacher in the class rooms	75.55
10	Study materials provided by the teacher	75.29
		% 77.08

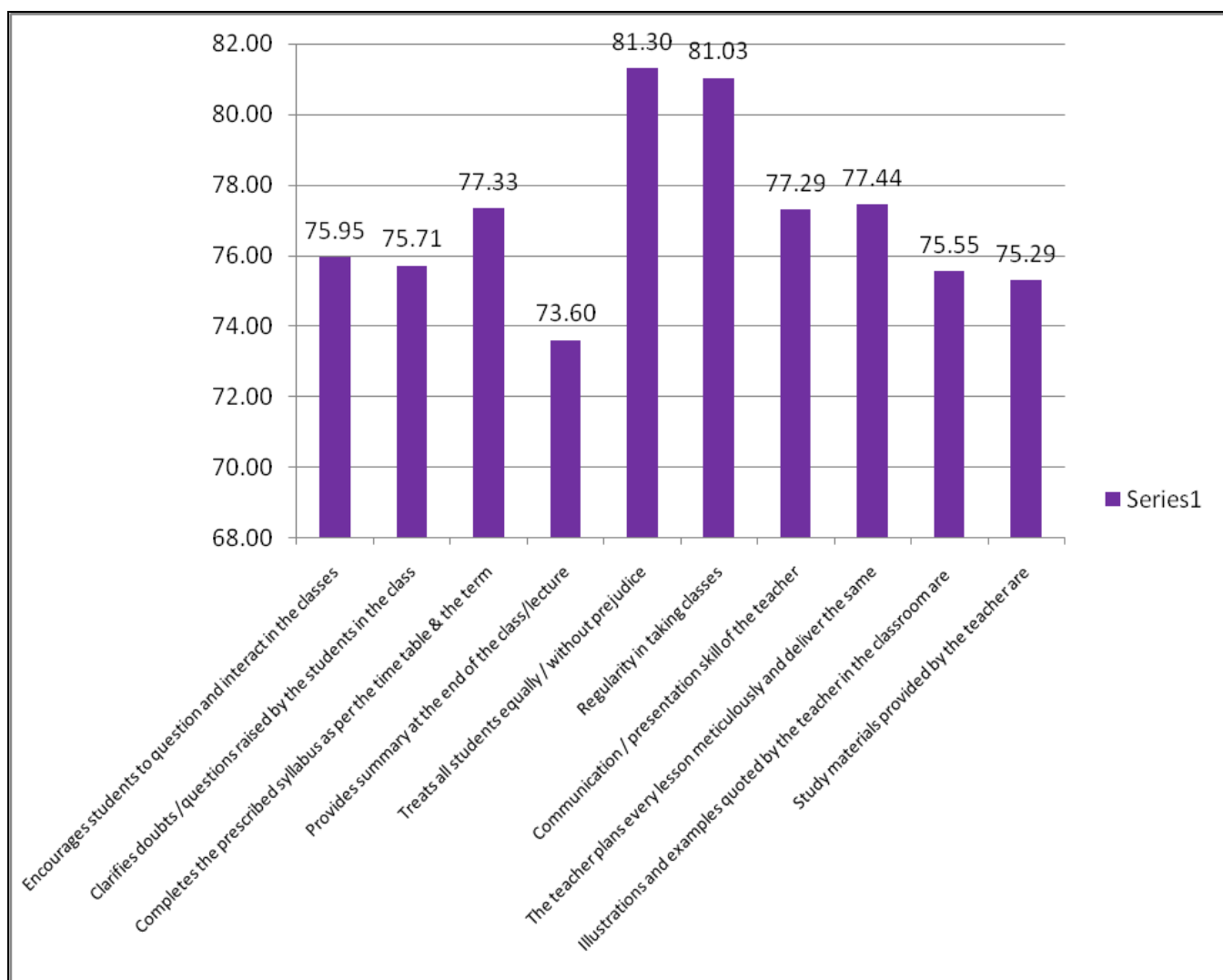
Highly rated parameters

1. Treats all the students equally / without prejudice - 81.30 %
2. Regularity in taking classes - 81.03 %

Least rated parameters

1. Provide the summary at the end of the class/lecture - 73.60 %
2. Study materials provided by the teacher - 75.29 %

Bar diagram for performance



About the departments:

The First three highly rated departments:

1. Molecular Biology - 98.33%
2. Chemistry - 96.99%
3. Statistics - 96.89%

Department wise performance:

1. Department of Molecular Biology

Overall performance of the Department is 98.33 %

Highly rated parameters:

- | | |
|---|--------|
| 1. Regularity in taking classes | 100.00 |
| 2. Communication /presentation skill of the teacher | 100.00 |

Least rated parameters:

- | | |
|--|-------|
| 1. Treats all the students equally / without prejudice | 94.44 |
| 2. Study materials provided by the teacher | 94.44 |

2. Department of English

Overall performance of then Department 83.91%

Highly rated parameters:

- | | |
|--|-------|
| 1. Regularity in taking classes | 92.19 |
| 2. Communication / presentation skill of the teacher | 87.50 |

Least rated parameters:

- | | |
|---|-------|
| 1. Encourage students to question and interact in the classes | 78.13 |
| 2. Provide the summary at the end of the class/lecture | 78.13 |

3. Department of Kannada

Overall performance of then Department 79.33 %

Highly rated parameters:

- | | |
|--|-------|
| 1. Treats all the students equally / without prejudice | 81.46 |
| 2. Regularity in taking classes | 74.64 |

Least rated parameters:

- | | |
|--|-------|
| 1. Study materials provided by the teacher | 61.35 |
| 2. Clarifies doubts /questions raised by the students in the classes | 64.06 |

4. Department of Computer Science

Overall performance of then Department 64.27 %

Highly rated parameters:

- | | |
|--|-------|
| 1. Regularity in taking classes | 77.43 |
| 2. Treats all the students equally / without prejudice | 69.35 |

Least rated parameters:

- | | |
|--|-------|
| 1. Provide the summary at the end of the class/lecture | 61.65 |
| 2. Communication / presentation skill of the teacher | 62.45 |

5. Department of Mathematics

Overall performance of the Department 67.20%

Highly rated parameters:

- | | |
|---|-------|
| 1. Treats all the students equally / without prejudice | 89.50 |
| 2. The teacher plans every lesson meticulously and deliver the same | 85.46 |

Least rated parameters:

- | | |
|--|-------|
| 1. Illustrations and examples quoted by the teacher in the class rooms | 61.15 |
| 2. Study materials provided by the teacher | 73.17 |

6. Department of Biochemistry

Overall performance of then Department 89.32%

Highly rated parameters:

- | | |
|--|-------|
| 1. Illustrations and examples quoted by the teacher in the class rooms | 90.91 |
| 2. Study materials provided by the teacher | 86.36 |

Least rated parameters:

- | | |
|--|-------|
| 1. Provide the summary at the end of the class/lecture | 60.00 |
| 2. Complete the prescribed syllabus as per the time table in the course term | 64.65 |

7. Department of Environment Science

Overall performance of then Department 68.34%

Highly rated parameters:

- | | |
|---|-------|
| 1. Regularity in taking classes | 97.73 |
| 2. The teacher plans every lesson meticulously and deliver the same | 95.45 |

Least rated parameters:

- | | |
|--|-------|
| 1. Study materials provided by the teacher | 61.27 |
| 2. Illustrations and examples quoted by the teacher in the class rooms | 75.78 |

8. Department of Zoology

Overall performance of then Department 95.57%

Highly rated parameters:

- | | |
|--|-------|
| 1. Illustrations and examples quoted by the teacher in the class rooms | 94.79 |
| 2. Study materials provided by the teacher | 93.75 |

Least rated parameters:

- | | |
|---|-------|
| 1. Clarifies doubts/questions raised by the students in the classes | 66.67 |
| 2. Communication / presentation skill of the teacher | 67.27 |

9. Department of Geology

Overall performance of then Department 95.31%

Highly rated parameters:

- | | |
|---|-------|
| 1. Encourage students to question and interact in the classes | 96.88 |
| 2. Clarifies doubts/questions raised by the students in the classes | 96.88 |

Least rated parameters:

- | | |
|--|-------|
| 1. Provide the summary at the end of the class/lecture | 94.79 |
| 2. Communication / presentation skill of the teacher | 94.79 |

10. Department of Physics

Overall performance of then Department 77.50%

Highly rated parameters:

- | | |
|--|-------|
| 1. Treats all the students equally / without prejudice | 80.78 |
| 2. Regularity in taking classes | 77.24 |

Least rated parameters:

- | | |
|--|-------|
| 1. Illustrations and examples quoted by the teacher in the class rooms | 71.34 |
| 2. Study materials provided by the teacher | 72.56 |

11. Department of Chemistry

Overall performance of then Department 96.99%

Highly rated parameters:

- | | |
|---|-------|
| 1. Treats all the students equally / without prejudice | 79.51 |
| 2. The teacher plans every lesson meticulously and deliver the same | 79.34 |

Least rated parameters:

- | | |
|---|-------|
| 1. Provide the summary at the end of the class/lecture | 72.75 |
| 2. Encourage students to question and interact in the classes | 75.19 |

12. Department of Sericulture

Overall performance of then Department 86.35%

Highly rated parameters:

- | | |
|--|-------|
| 1. Illustrations and examples quoted by the teacher in the class rooms | 88.10 |
| 2. Regularity in taking classes | 83.36 |

Least rated parameters:

- | | |
|--|-------|
| 1. Provide the summary at the end of the class/lecture | 77.35 |
| 2. Treats all the students equally / without prejudice | 77.39 |

13. Department of Food Science & Nutrition

Overall performance of the Department 38.59 %

Highly rated parameters:

- | | |
|--|-------|
| 1. Regularity in taking classes | 62.50 |
| 2. Treats all the students equally / without prejudice | 61.13 |

Least rated parameters:

- | | |
|--|-------|
| 1. Communication / presentation skill of the teacher | 60.13 |
| 2. Illustrations and examples quoted by the teacher in the class rooms | 60.69 |

14. Department of Botany

Overall performance of then Department 73.00%

Highly rated parameters:

- | | |
|---|-------|
| 1. Clarifies doubts/questions raised by the students in the classes | 87.67 |
| 2. Communication / presentation skill of the teacher | 87.28 |

Least rated parameters:

- | | |
|--|-------|
| 1. Illustrations and examples quoted by the teacher in the class rooms | 69.17 |
| 2. Study materials provided by the teacher | 73.33 |

15. Department of Statistics

Overall performance of then Department 96.89%

Highly rated parameters:

- | | |
|--|--------|
| 1. Illustrations and examples quoted by the teacher in the class rooms | 100.00 |
| 2. Study materials provided by the teacher | 96.95 |

Least rated parameters:

- | | |
|---|-------|
| 1. Provide the summary at the end of the class/lecture | 73.97 |
| 2. The teacher plans every lesson meticulously and deliver the same | 77.33 |

16. Department of Sanskrit

Overall performance of then Department 44.30%

Highly rated parameters:

- | | |
|--|-------|
| 1. Treats all the students equally / without prejudice | 99.39 |
| 2. Communication / presentation skill of the teacher | 97.56 |

Least rated parameters:

- | | |
|--|-------|
| 1. Illustrations and examples quoted by the teacher in the class rooms | 60.00 |
| 2. Study materials provided by the teacher | 60.00 |

17. Department of Microbiology

Overall performance of then Department 87.12%

Highly rated parameters:

- | | |
|--|-------|
| 1. Study materials provided by the teacher | 86.54 |
| 2. Illustrations and examples quoted by the teacher in the class rooms | 76.92 |

Least rated parameters:

- | | |
|--|-------|
| 1. Provide the summary at the end of the class/lecture | 60.18 |
| 2. Regularity in taking classes | 63.71 |

18. Department of Hindi

Overall performance of then Department 87.12%

Highly rated parameters:

- | | |
|--|-------|
| 1. Complete the prescribed syllabus as per the time table in the course term | 96.15 |
| 2. Clarifies doubts/questions raised by the students in the classes | 94.23 |

Least rated parameters:

- | | |
|--|-------|
| 1. Illustrations and examples quoted by the teacher in the class rooms | 76.92 |
| 2. Encourage students to question and interact in the classes | 82.69 |

19. Department of Electronics

Overall performance of then Department 71.45%

Highly rated parameters:

1. Regularity in taking classes 79.34

2. Complete the prescribed syllabus as per the time table in the course term 76.22

Least rated parameters:

1. Illustrations and examples quoted by the teacher in the class rooms 65.83

2. Provide the summary at the end of the class/lecture 67.33

20. Department of Bio-Technology

Overall performance of then Department 53.67%

Highly rated parameters:

1. Complete the prescribed syllabus as per the time table in the course term term 73.33

2. Regularity in taking classes 70.00

Least rated parameters:

1. The teacher plans every lesson meticulously and deliver the same 60.33

2. Illustrations and examples quoted by the teacher in the class rooms 60.67

21. Department of Management Science

Overall performance of then Department 70.32%

Highly rated parameters:

1. Communication / presentation skill of the teacher 79.84

2. The teacher plans every lesson meticulously and deliver the same 74.19

Least rated parameters:

1. Regularity in taking classes 64.52

2. Complete the prescribed syllabus as per the time table in the course term 65.32